

JVC

SERVICE MANUAL

DVD VIDEO PLAYER

XV-M565BK XV-M567GD

Supplement

Area Suffix(XV-M565BK)

J ----- U.S.A.
C ----- Canada

Area Suffix(XV-M567GD)

J ----- U.S.A.

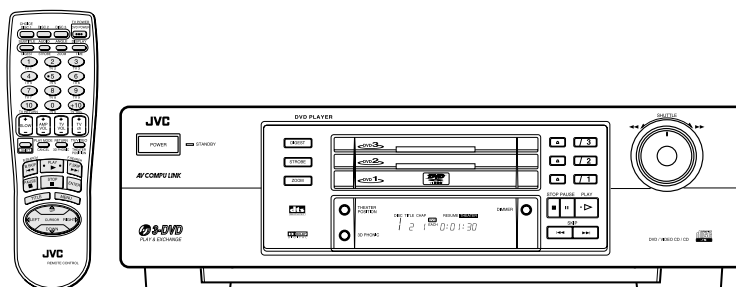
As for this model, a part of specification is changed because of the performance improvement of the model which has already been put on the market.

Therefore, this service manual is composed only of the change point.

1. Standard schematic diagrams
2. Printed circuit board(only Traverse mechanism control board)
3. Parts list

Please refer to this service manual for the model to which the performance is improved.

Moreover, to distinguish whether it is a model to which the performance is improved, the sticker is pasted to the rear panel . Please look at the following page in detail. Please already refer to the issued service manual (Issue No.20845 XV-M565BK/XV-M567GD) for other items.





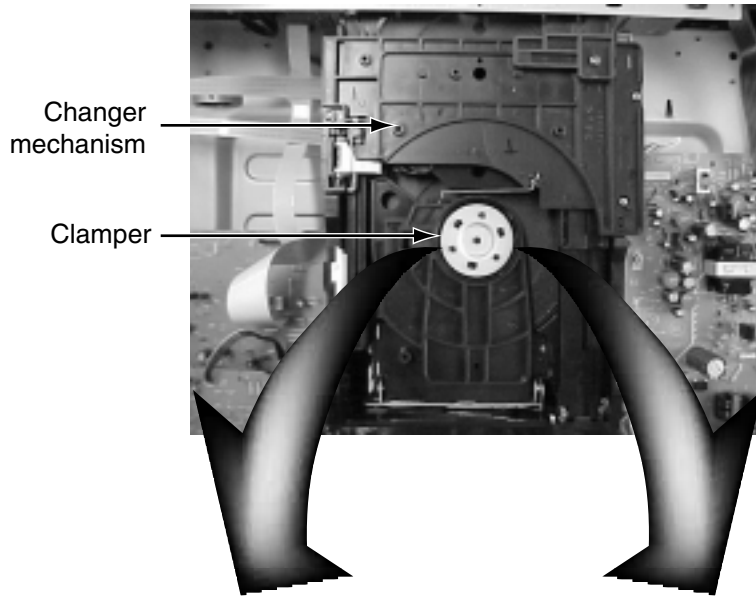
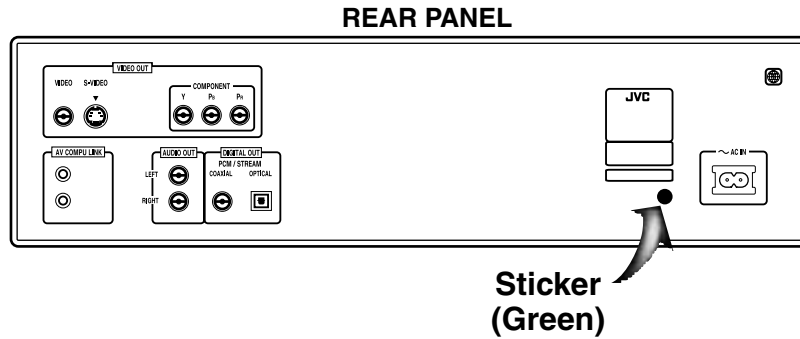
Video CD



Method of distinguishing performance improvement model

When a green sticker had been pasted to rear panel, it is a model to which the performance is improved.

Moreover, it is possible to distinguish even by the shape of the clamber.



XV-M565BK
XV-M567GD

JVC

VICTOR COMPANY OF JAPAN, LIMITED
OPTICAL DISC BUSINESS DIV. PERSONAL & MOBILE NETWORK BUSINESS UNIT
AV & MULTIMEDIA COMPANY 1644, Shimotsuruma, Yamato, Kanagawa 242-8514, Japan